



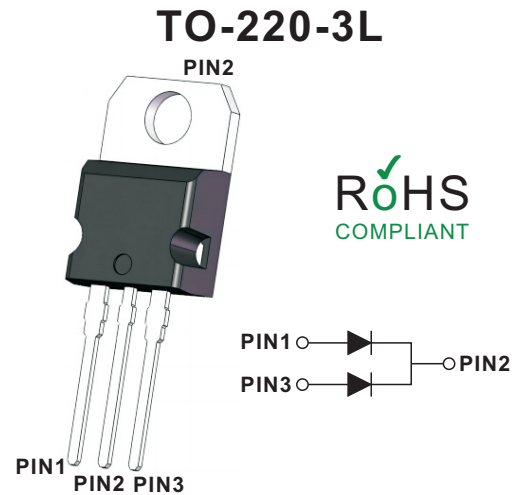
Extrtreme Low VF Schottky Barrier Rectifiers
Reverse Voltage - 45 Volts
Forward Current - 30 Amperes

Features

- Super Low Forward Voltage Drop
- Reliable High Temperature Operation
- Softest, fast switching capability
- 150 °C Operating Junction Temperature
- Lead Free Finish, RoHS Compliant

Mechanical data

- Case: TO-220-3L
- Approx Weight: 2.04g (0.07oz)
- Case Material: “Green” molding compound, UL flammability classification 94V-0, “Halogen-free”.



Packing Marking And Ordering Information

Device Package	Device	Marking	Packing Type	QTY Per Tube	Inner box	Per Carton
TO-220-3L	MBRM3045LCD	MBRM3045LCD	Tube	50 Pcs	2,500 Pcs	5,000 Pcs

Maximum Ratings And Electrical Characteristics

Ratings At 25°C Ambient Temperature Unless Otherwise Specified

Parameter	Symbols	MBRM3045LCD	Units
Maximum Recurrent Peak Reverse Voltage	V_{RRM}	45	V
Maximum RMS voltage	V_{RMS}	32	V
Maximum DC Blocking Voltage	V_{DC}	45	V
Average Rectified Forward Current Per leg Per device	I_o	15 30	A
Peak Forward Surge Current, 8.3ms Single Half Sine-wave Superimposed on Rated Load (JEDEC method)(Per leg)	I_{FSM}	200	A
Operating Junction Temperature Range	T_j	-55 ~ +150	°C
Storage Temperature Range	T_{stg}	-55 ~ +150	°C

Parameter	Symbols	Test Conditions	Min	Typ	Max	Units
Breakdown voltage per leg	V_{BR}	$I_R=0.5mA$	45			V
Instantaneous forward voltage per leg	V_F	$I_F=15A, T_J=25°C$		0.46	0.53	V
Reverse current per leg	I_R	$V_R=45, T_J=25°C$			0.25	mA



Fig.1 Typical Forward Current Derating Curve

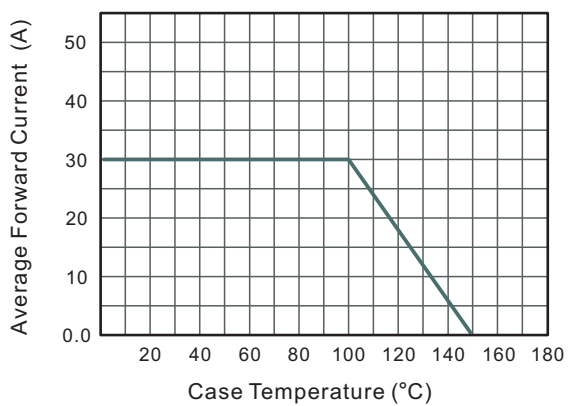


Fig.2 Typical Reverse Characteristics

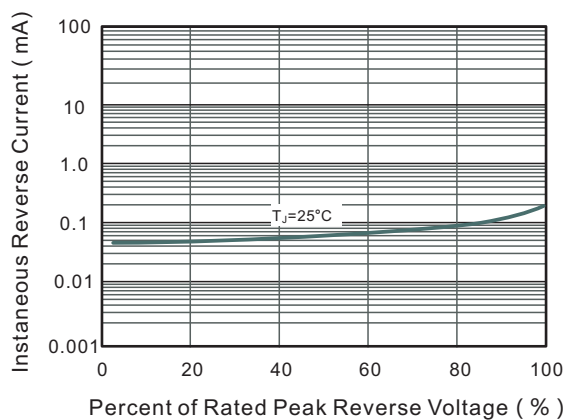


Fig.3 Typical Forward Characteristic(per leg)

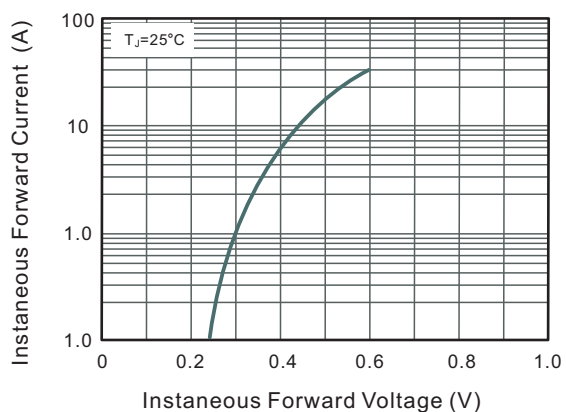
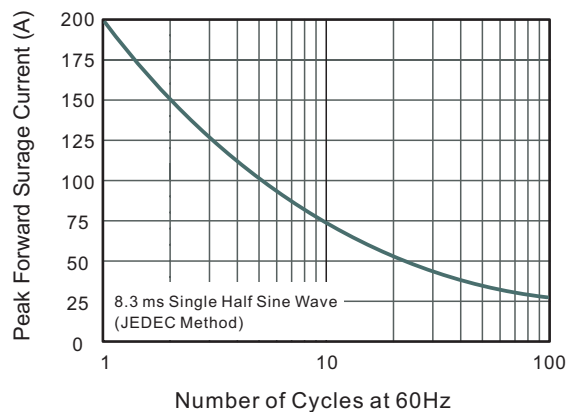


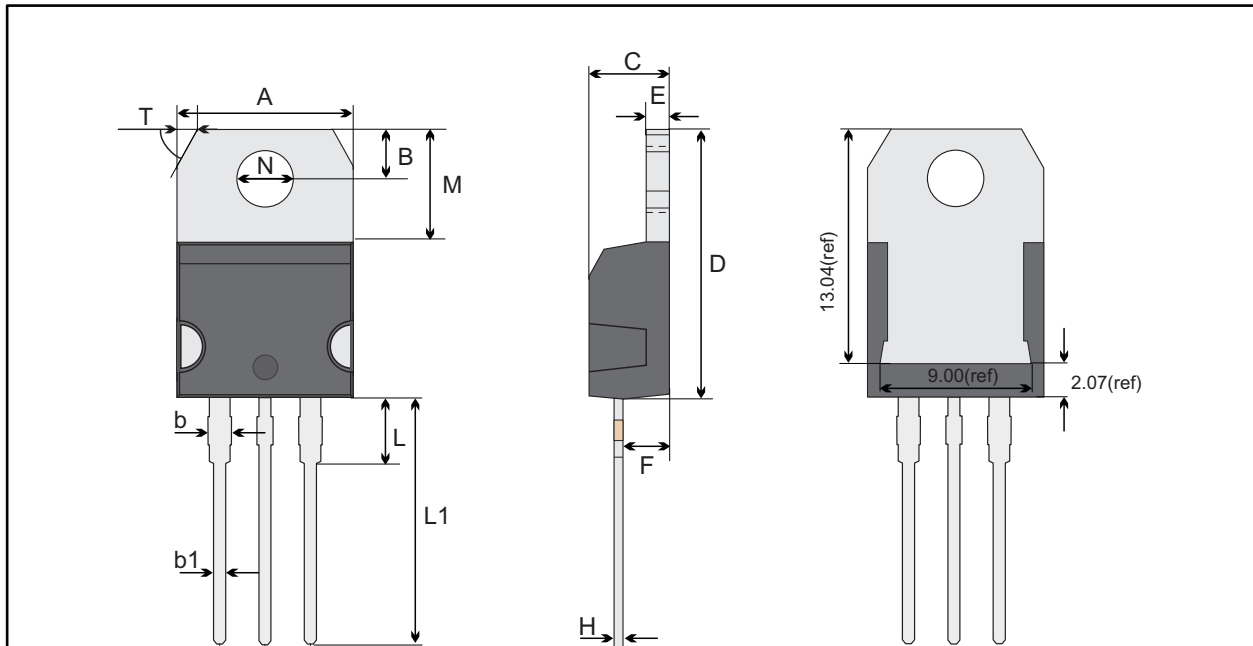
Fig.4 Maximum Non-Repetitive Peak Forward Surge Current





Package Outline
Through Hole Package ; 3 leads

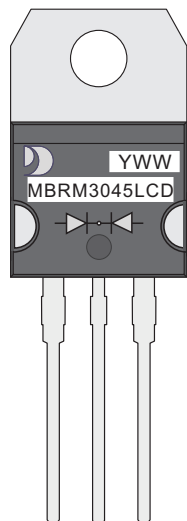
TO-220-3L



TO-220-3L mechanical data

UNIT		A	B	b	b1	C	D	E	F	G	H	L	L1	M	N	T
mm	max	10.28	2.84	1.67	0.9	4.65	15.54	1.37	2.79	2.64	0.6	3.88	13.13	6.39	3.82 typ.	1.19 58° ref.
	typ	10.18	2.74	1.47	0.8	4.45	15.34	1.27	2.59	2.54	0.5	3.68	12.93	6.19		
	min	10.08	2.64	1.27	0.7	4.25	15.14	1.17	2.39	2.44	0.4	3.48	12.73	5.99		
mil	max	405	112	66	35	183	612	54	110	104	24	153	517	252	150 typ.	47 58° ref.
	typ	401	108	58	31	175	604	50	102	100	20	145	509	244		
	min	397	104	50	28	167	596	46	94	92	16	137	501	236		

Marking Diagram



YWW: Date Code
Y: Years(0~9)
WW: Week
MBRM3045LCD: Product name
(NOTE: The weekly code is based on the actual number of weeks in the calendar year.)



Important Notice and Disclaimer

Jingdao Microelectronics reserves the right to make changes to this document and its products and specifications at any time without notice. Customers should obtain and confirm the latest product information and specifications before final design, purchase or use.

Jingdao Microelectronics makes no warranty, representation or guarantee regarding the suitability of its products for any particular purpose, not does Jingdao Microelectronics assume any liability for application assistance or customer product design.

Jingdao Microelectronics does not warrant or accept any liability with products which are purchased or used for any unintended or unauthorized application.

No license is granted by implication or otherwise under any intellectual property rights of Jingdao Microelectronics.

Jingdao Microelectronics products are not authorized for use as critical components in life support devices or systems without express written approval of Jingdao Microelectronics.