



**Fast Recovery Epi Diodes**  
**Reverse Voltage - 200~600 Volts**  
**Forward Current - 40 Amperes**

### Features

- High frequency operation
- High surge forward current capability
- High purity, high temperature epoxy encapsulation for enhanced mechanical strength and moisture resistance
- Guard ring for enhanced ruggedness and long term reliability
- Solder dip 275 °C max. 7s, per JESD 22-B106

### Mechanical data

- Case: TO-220-3L
- Approx Weight: 2.04g ( 0.07oz)
- Lead free finish, RoHS compliant
- Case Material: “Green” molding compound, UL flammability classification 94V-0, “Halogen-free”.


### Maximum Ratings And Electrical Characteristics

Ratings At 25°C Ambient Temperature Unless Otherwise Specified

Characteristics	Symble	MUR4020LCA	MUR4040LCA	MUR4060LCA	Units
Maximum Recurrent Peak Reverse Voltage	$V_{RRM}$	200	400	600	V
Maximum RMS voltage	$V_{RMS}$	140	280	420	V
Maximum DC Blocking Voltage	$V_{DC}$	200	400	600	V
Maximum Average Forward Rectified Current Per leg Per device	$I_{F(AV)}$	20 40			A
Peak Forward Surge Current, 8.3ms Single Half Sine-wave Superimposed on Rated Load (JEDEC method)	$I_{FSM}$	250			A
Max Instantaneous Forward Voltage at 20 A (Per leg)	$V_F$	1.0	1.3	1.7	V
Maximum DC Reverse Current $T_a = 25^\circ\text{C}$ at Rated DC Reverse Voltage $T_a = 125^\circ\text{C}$	$I_R$	10 500			uA
Maximum Reverse Recovery Time <sup>(1)</sup>	$t_{rr}$	35			ns
Typical Thermal Resistance	$R_{\theta JC}$	4			°C/W
Operating Junction Temperature Range	$T_j$	-55 ~ +150			°C
Storage Temperature Range	$T_{stg}$	-55 ~ +150			°C

NOTE 1: Reverse recovery test conditions  $I_F=0.5A, I_R=1.0A, I_{rr}=0.25A$

### TO-220-3L



**RoHS**  
COMPLIANT





Fig.1 Forward Current Derating Curve

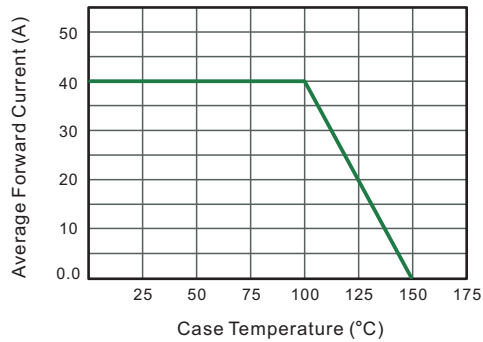


Fig.2 Typical Instantaneous Reverse Characteristics

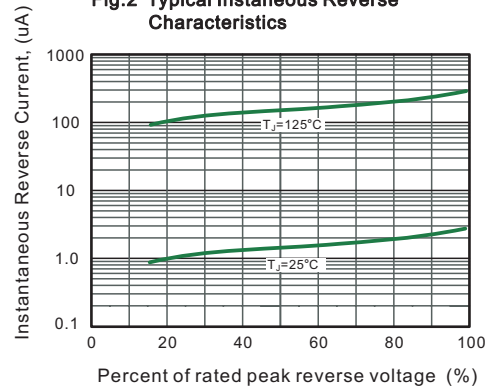


Fig.3 Typical Forward Characteristic

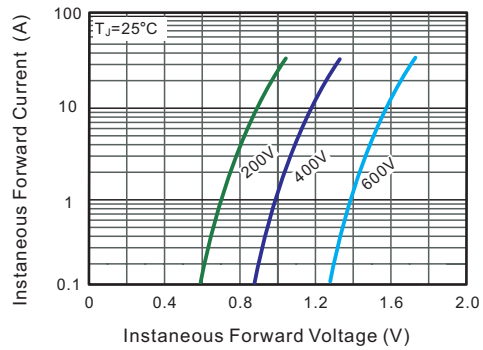
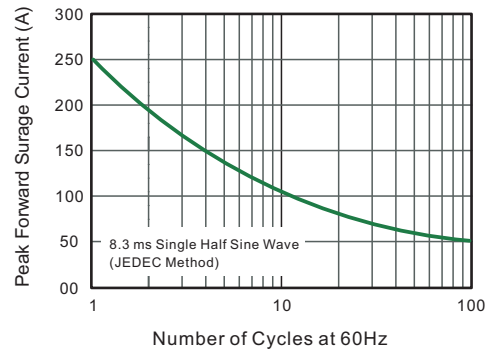


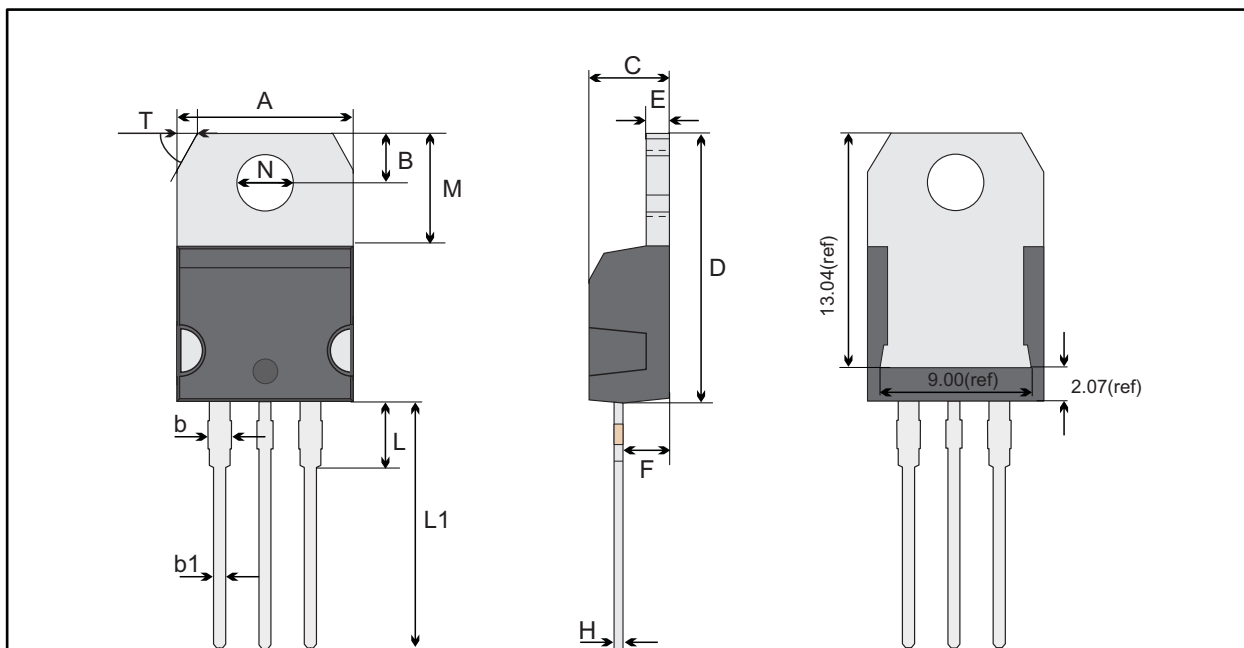
Fig.4 Maximum Non-Repetitive Peak Forward Surge Current





Package Outline  
Through Hole Package ; 3 leads

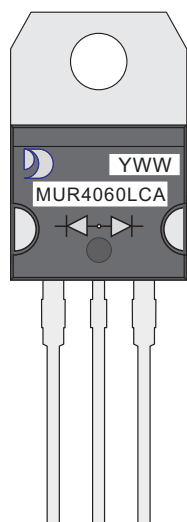
TO-220-3L



TO-220-3L mechanical data

UNIT		A	B	b	b1	C	D	E	F	G	H	L	L1	M	N	T
mm	max	10.28	2.84	1.67	0.9	4.65	15.54	1.37	2.79	2.64	0.6	3.88	13.13	6.39	3.82 typ.	1.19 58° ref.
	typ	10.18	2.74	1.47	0.8	4.45	15.34	1.27	2.59	2.54	0.5	3.68	12.93	6.19		
	min	10.08	2.64	1.27	0.7	4.25	15.14	1.17	2.39	2.44	0.4	3.48	12.73	5.99		
mil	max	405	112	66	35	183	612	54	110	104	24	153	517	252	150 typ.	47 58° ref.
	typ	401	108	58	31	175	604	50	102	100	20	145	509	244		
	min	397	104	50	28	167	596	46	94	92	16	137	501	236		

### Marking Diagram



YWW: Date Code  
Y: Years(0~9)  
WW: Week  
MUR4060LCA: Product name  
(NOTE: The weekly code is based on the actual number of weeks in the calendar year.)



### **Important Notice and Disclaimer**

Jingdao Microelectronics reserves the right to make changes to this document and its products and specifications at any time without notice. Customers should obtain and confirm the latest product information and specifications before final design, purchase or use.

Jingdao Microelectronics makes no warranty, representation or guarantee regarding the suitability of its products for any particular purpose, not does Jingdao Microelectronics assume any liability for application assistance or customer product design.

Jingdao Microelectronics does not warrant or accept any liability with products which are purchased or used for any unintended or unauthorized application.

No license is granted by implication or otherwise under any intellectual property rights of Jingdao Microelectronics.

Jingdao Microelectronics products are not authorized for use as critical components in life support devices or systems without express written approval of Jingdao Microelectronics.