

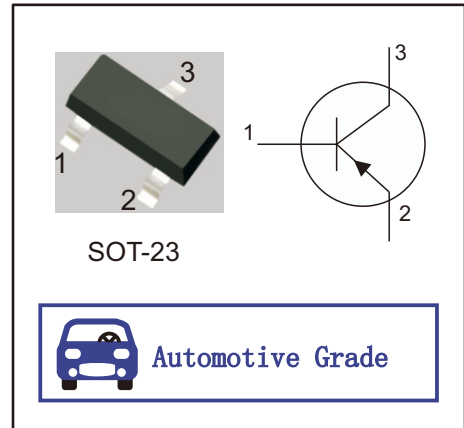
General Purpose Transistor
PNP Silicon

FEATURES

- Qualified to AEC-Q101 Standards for High Reliability

PINNING

PIN	SYMBOL	DESCRIPTION
1	B	Base
2	E	Emitter
3	C	Collector



MAXIMUM RATINGS (TA=25°C unless otherwise noted)

Parameter	Symbol	Value	Unit
Collector–Base Voltage	V _{CB0}	-50	V
Collector–Emitter Voltage	V _{CEO}	-45	V
Emitter–Base Voltage	V _{EBO}	-5	V
Collector Current — Continuous	I _c	-0.1	A
Collector Power Dissipation	P _c	0.2	W
Junction Temperature	T _J	150	°C
Storage Temperature	T _{stg}	-55~+150	°C

ELECTRICAL CHARACTERISTICS (TA = 25°C unless otherwise noted.)

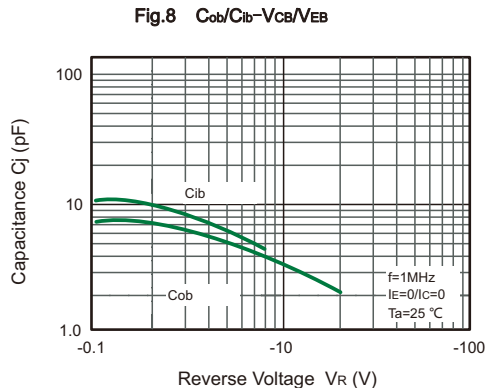
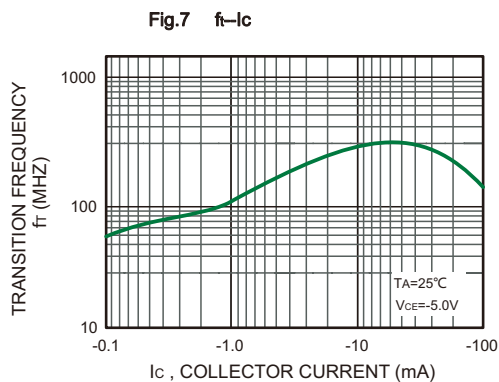
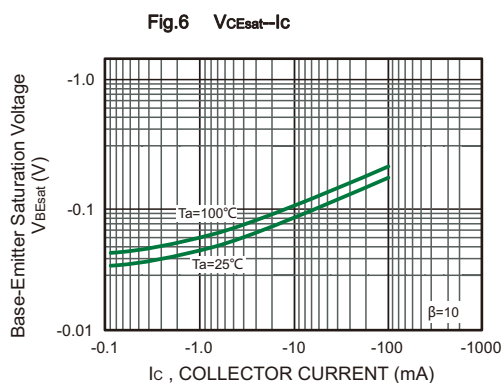
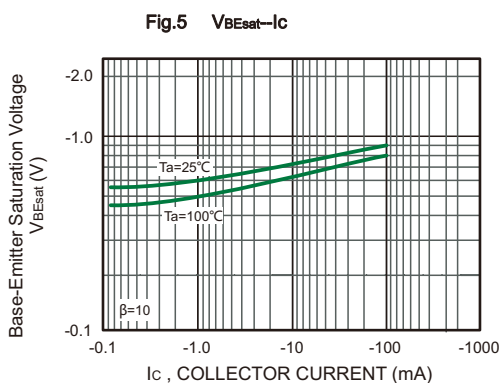
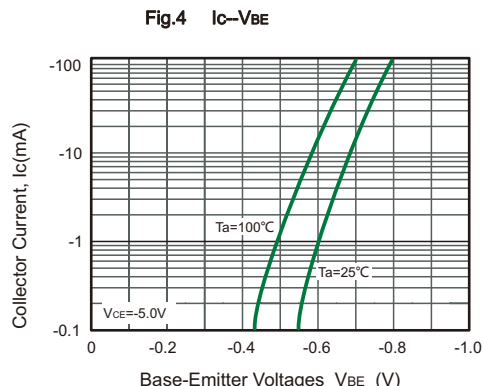
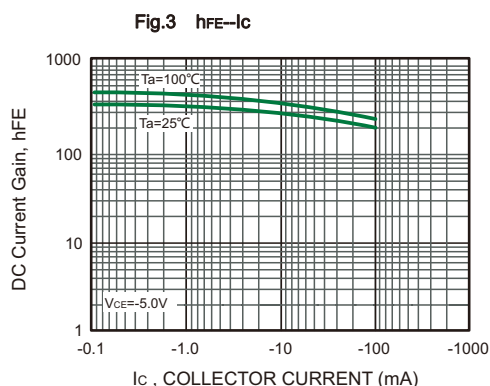
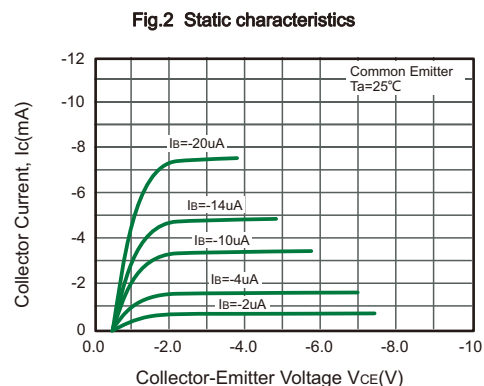
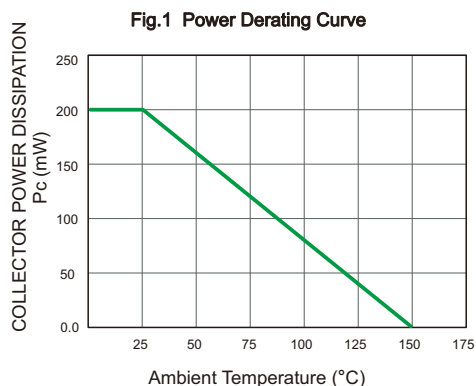
Parameter	Symbol	Test conditions	Min	Typ	Max	Unit
Collector-base breakdown voltage	V _{(BR)CBO}	I _c = -100μA, I _E = 0	-50			V
Collector-emitter breakdown voltage	V _{(BR)CEO}	I _c = -0.1mA, I _B = 0	-45			V
Emitter-base breakdown voltage	V _{(BR)EBO}	I _E = -100μA, I _c = 0	-5			V
Collector cut-off current	I _{cBO}	V _{CB} = -50V, I _E = 0			-0.1	μA
Emitter cut-off current	I _{EBO}	V _{EB} = -5V, I _c = 0			-0.1	μA
DC current gain	h _{FE}	V _{CE} = -5V, I _c = -1mA	200		1000	
Collector-emitter saturation voltage	V _{CE(sat)}	I _c = -100mA, I _B = -10mA			-0.3	V
Base-emitter saturation voltage	V _{BE(sat)}	I _c = -100mA, I _B = -10mA			-1	V
Transition frequency	f _T	V _{CE} = -5V, I _c = -10mA, f=30MHz	150			MHz

CLASSIFICATION OF h_{FE}

Ranl	L	H
Range	200-450	450-1000

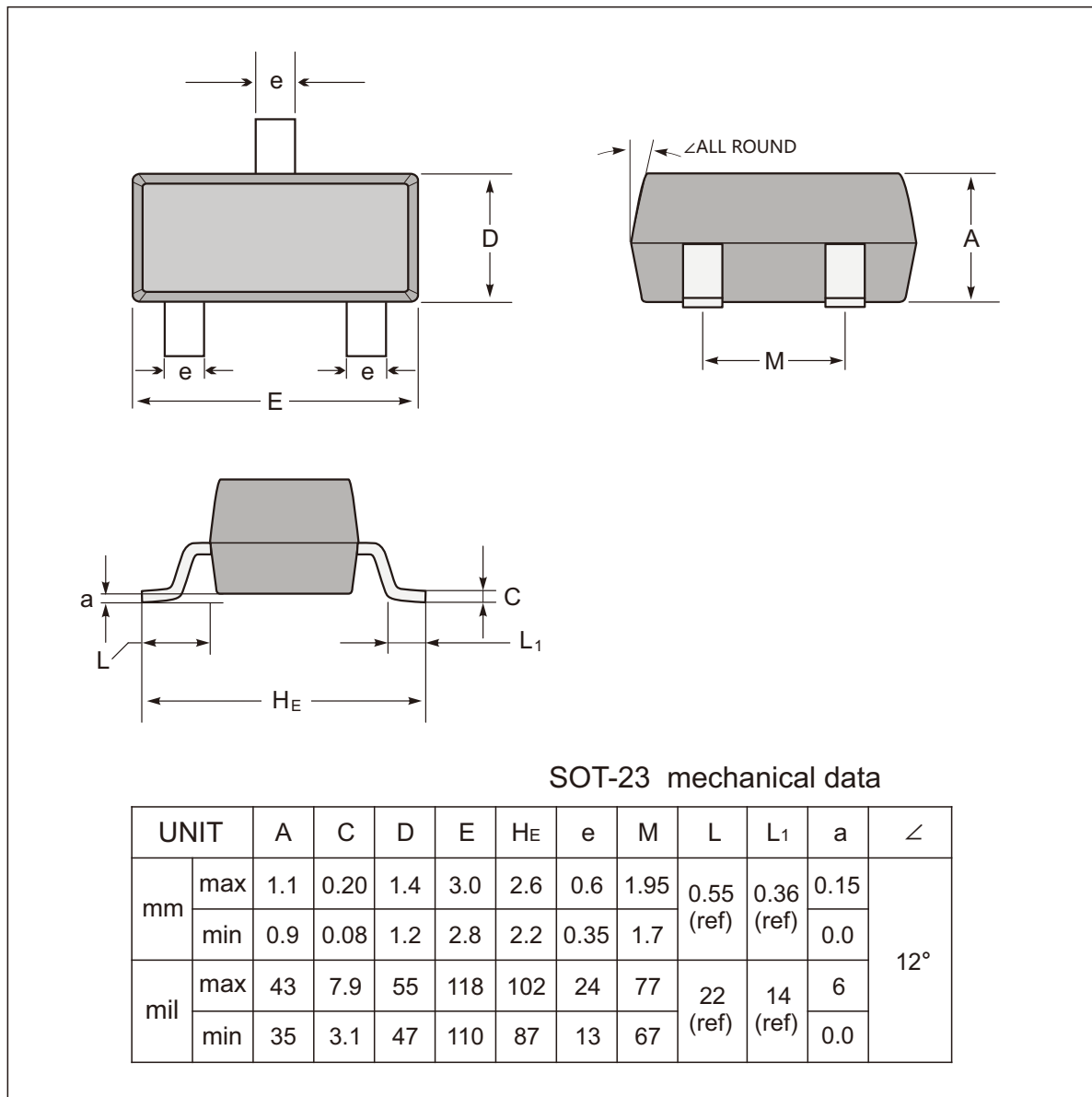


TYPICAL CHARACTERISTICS

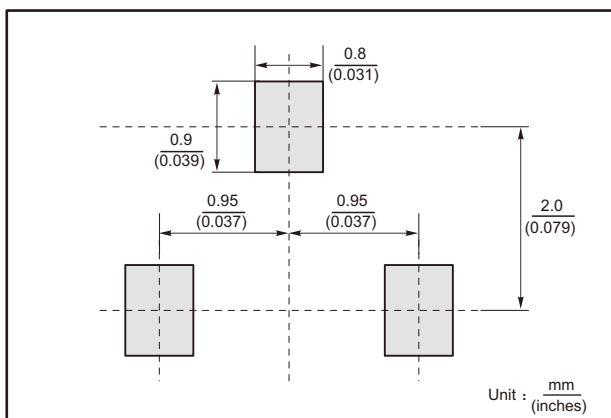




SOT-23 Package Outline Dimensions



The recommended mounting pad size



Marking

Type number	Marking code
S9015	M6



Important Notice and Disclaimer

Jingdao Microelectronics reserves the right to make changes to this document and its products and specifications at any time without notice.
Customers should obtain and confirm the latest product information and specifications before final design, purchase or use.

Jingdao Microelectronics makes no warranty, representation or guarantee regarding the suitability of its products for any particular purpose, nor does Jingdao Microelectronics assume any liability for application assistance or customer product design.

Jingdao Microelectronics does not warrant or accept any liability with products which are purchased or used for any unintended or unauthorized application.

No license is granted by implication or otherwise under any intellectual property rights of Jingdao Microelectronics.

Jingdao Microelectronics products are not authorized for use as critical components in life support devices or systems without express written approval of Jingdao Microelectronics.